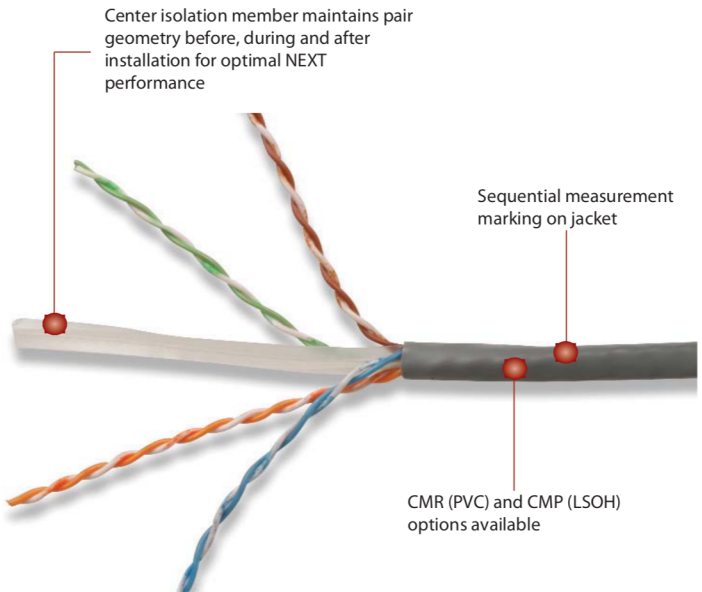
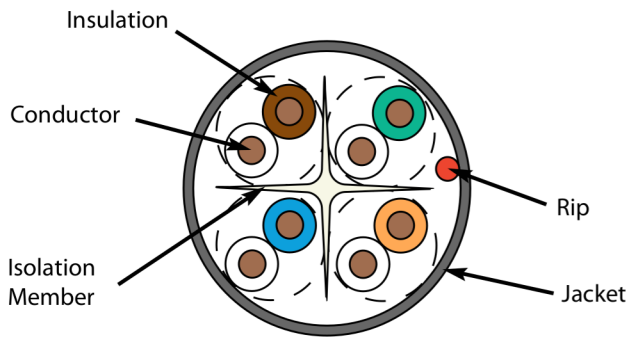


The Giganet Cabling Solutions products have been designed and manufactured to top international quality standards for end-to-end Category 6 cabling installations in both horizontal and backbone areas.

The Category 6 solid 4 pair UTP cable provides a considerable margin above all electrical transmission performance requirements and has been tested and independently verified to the highest international standards (UL Verified E301870 & 3P compliance statement no. 107380) to exceed ANSI/TIA/EIA-568-b.2-1 and ISO/IEC 11801 (2nd Edition) standards.

The cable also features a central isolation cross member to keep individual pairs separated for optimal NEXT and ELFEXT performance. The cable is available in both PVC and LSOH outer sheath with the same performance characteristics.

The Giganet Category 6 solid UTP cable when used with high performance Giganet Category 6 connectivity (work area outlets, patch panels and patch cords) provide superior performance capabilities of high bandwidth applications support.



CABLE CHARACTERISTICS	
UTP / LSOH	
0.57mm (0.023 in.)	
23 AWG solid bare copper	
6.35mm (0.25 in.) max jacket diameter	
Round jacket	
Center isolation member	
Transmission performance verified by UL	
Reverse sequential marking	
Jackets material is lead free	

PRODUCT INFORMATION	
Part Number	Product Description
GN-C6X4-UTP-PVC	Giganet Category 6 UTP PVC Grey Cable - 305m box
GN-C6X4-UTP-LSOH	Giganet Category 6 UTP LSOH Violet Cable - 305m box



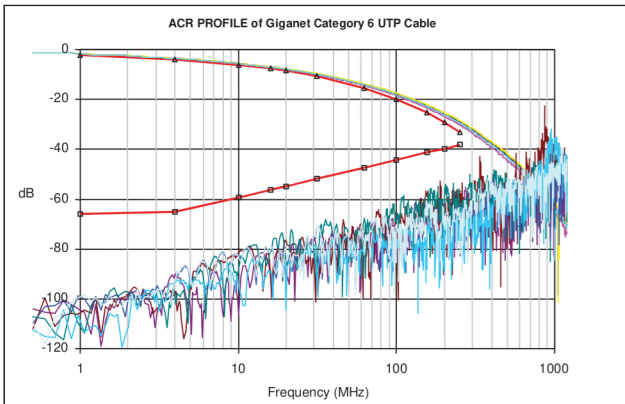
APPLICATION
100 Base-TX
1000 Base-TX
Digital Composite Video
155 / 622 Mbps ATM

ELECTRICAL SPECIFICATIONS	
DC Resistance	<9.38 Ω/100m
DC Resistance Unbalanced	5%
Mutual Capacitance	5.6 nF/100m
Capacitance Unbalanced	<330 pF/100m

PERFORMANCE / SPECIFICATION TABLE

Frequency (MHz)	Return Loss (dB)	Attenuation (dB/100m)	NEXT (dB)	PSNEXT (dB)	FLEXT (dB/100m)	PSELFEXT (dB/100m)	Delay (ns/100m)
1	20.0	2.0	66.0	64.0	67.8	64.8	570.0
4	23.0	3.8	65.3	63.3	55.8	52.8	552.0
10	25.0	6.0	59.3	57.3	47.8	44.8	545.4
16	25.0	7.6	56.2	54.2	43.7	40.7	543.0
20	25.0	8.5	54.8	52.8	41.8	38.8	542.0
31.25	23.6	10.7	51.9	49.9	37.9	34.9	540.4
62.5	21.5	15.4	47.4	45.4	31.9	28.9	538.6
100	20.1	19.8	44.3	42.3	27.8	24.8	537.6
150	18.8	24.7	41.7	39.7	24.3	21.3	536.9
200	18.0	29.0	39.8	37.8	21.8	18.8	536.5
250	17.3	32.8	38.3	36.3	19.8	16.8	536.3

Nominal velocity of propagation (NVP 69%)



STANDARDS
ANSI/TIA/EIA-568-B.2-1
ISO/IEC 11801:2002 (Category 6)
IEC 61156-5:2002 (Category 6)
LS0H: IEC 60332-1, IEC 60332-3, IEC 60754
UL 444, 444(13), EN 50173, EN 50167 (LS0H)

System Warranty:

The Giganet System Warranty provides the end user an exclusive 25 year warranty when installed by a Giganet Certified Installer providing 100% coverage on non consumable products, application assurance and labour covering both link and channel using Giganet cable and connectivity. The warranty requested will depend on the class of cabling based on compliance to Industry standards using an approved performance tester.

The warranty can be applied online at http://www.giga-net.co.uk/warranty_form.html by an accredited Giganet Partner who has installed the end-to-end Infrastructure solution.